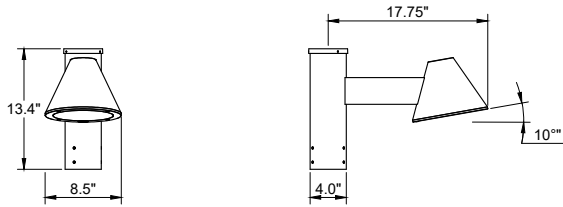


INSTALLATION AND SERVICE MANUAL

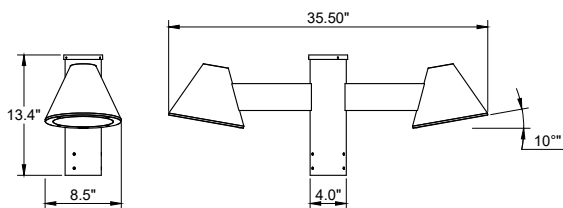
LIGMAN
NORTH AMERICA

For Installation of Cinati Modify Luminaire Post Top Model. UCI-30131-MODIFY

PRODUCT DRAWING (DIMENSIONS)

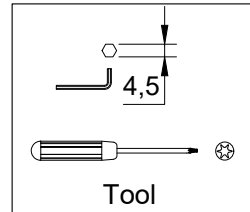


UCI-30131
(CINATI SINGLE HEAD POST TOP)

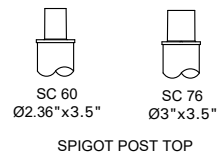


UCI-30131
(CINATI DOUBLE HEAD POST TOP)

SUITABLE FOR WET LOCATIONS

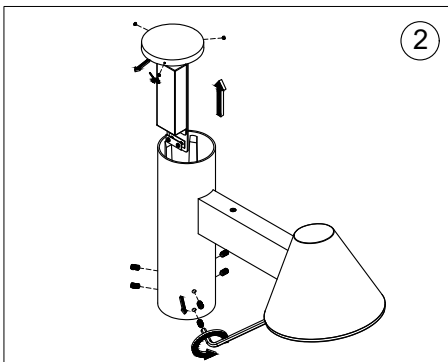


Tool

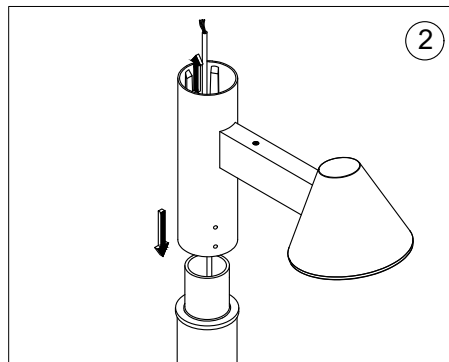


SPIGOT POST TOP

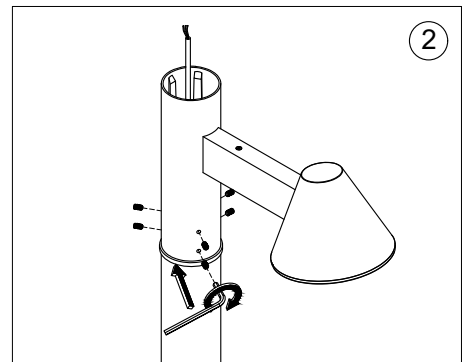
1



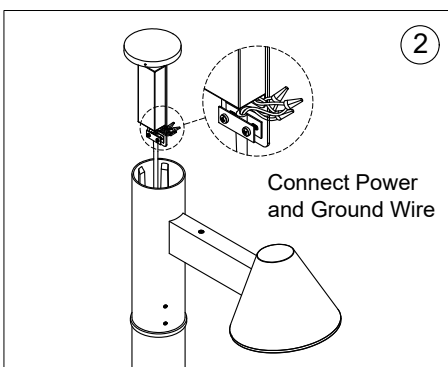
2



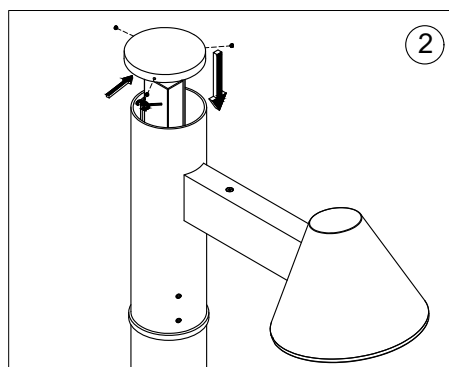
2



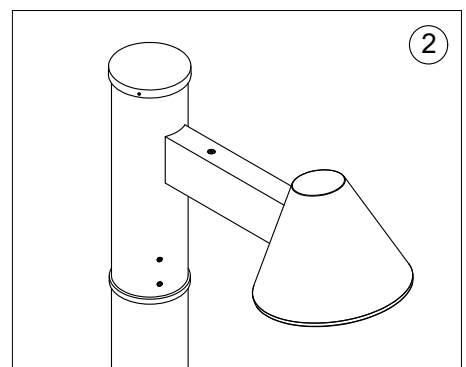
2



2



2



2

Notice to installer :

- 1.WIRING INSTRUCTIONS** Warning : RISK OF FIRE AND ELECTRICAL SHOCK. : FIXTURE MUST BE INSTALLED BY A QUALIFIED ELECTRICIAN ONLY>FIXTURE IS INTENDED FOR INSTALLATION IN ACCORDANCE WITH THE NATIONAL ELECTRICAL CODE, LOCAL AND FEDERAL CODE SPECIFICATIONS. DISCONNECT POWER BEFORE SERVICING.
- 2.This fixture has a VOLTAGE SPECIFIC BALLAST**,Check that the supply voltage is the same as the installed ballast voltage.

Ligman Lighting USA

7144 NE Progress Court, Hillsboro
Oregon, 97124, USA
Tel : 503 645 0500 | Fax : 503 645 8100

www.ligmanlightingusa.com

UCI-30131 02/04/2024 REV_0
1/1

FM-TS-13-1/13-05-2563/Rev.6